




Anderson Powerpole® Connectors

DXE-PP30 30 Amp
DXE-PP45 45 Amp
DXE-PP-INS Rev 0



Features


- 10 Sets per package - 10 Red housings, 10 Black housings, 20 contacts, 10 roll pins
- Flat wiping contact system
- Interchangeable Genderless design
- Colored, Modular housings
- Polarized housings
- Polarized housings
- Wide product range - From 30 amps through 45 amps
- UL94 V-0 housing material

Benefits

- Allows for minimal contact resistance at high current, wiping action cleans contact surface during disconnection.
- Simplifies assembly requirements.
- Allows customized multi-pole configurations with visual color coding to match wires.
- Prevents damage to connectors from being mated incorrectly.
- Allows versatility to choose product best suited to design requirements.
- Provides security in knowledge that the connector chosen meets strict UL flammability ratings.



The difference between the 30 Amp and 45 Amp connectors is the contact type used. The housings are the same size. The 30 Amp connector is made for wires ranging from 16-12 AWG and the 45 Amp contact is for 14-10 AWG wire.



1. Strip the wires 5/16".



2. Ensure sure the contacts are aligned properly. Crimp the contacts using a Powerpole® crimp tool. When using the crimp tool, do not deform the contacts. Soldering is optional.



Note how the curved part of the contact is facing compared to the Red and Black wires



3. The housings have built-in interlocking tabs so you can connect them together. Interlock one red and one black housing as shown. Note how the ends of the housings are in the same direction as shown.



4. Insert the contacts into the housings (red or positive to red, black or ground to black) as shown. Make sure the contacts are facing the proper way. Push them in all the way. When you hear the 'click', the contact is fully seated in the housing.



Top View



Top View



Bottom view




The above cut away view shows two Powerpole[®] housings connected to each other. This view shows how the contacts face each other and the locking tabs that are internal to the housings.

5. Insert one roll pin in the hole that is formed when the two housings are interlocked. The roll pin will prevent the housings from coming loose. Some users prefer to use either a round tooth pick, fill the hole with RTV, or use a glue to hold the housings together.

Removing a contact

See diagram to right

1. Insert thin screwdriver to force locking tab down as shown
2. Gently pull contact and wire out
3. Remove thin screwdriver



Available Accessories for Anderson Powerpole[®] Connectors

DXE-PW-12 Red and Black, PVC Insulation, Two Conductor Zip Wire
- 12 AWG (65 strands of 30 AWG wire)

DXE-PW-10 Red and Black, PVC Insulation, Two Conductor Zip Wire
- 10 AWG (105 strands of 30 AWG wire)



MFJ-7602 - MFJ Anderson Connector Crimping Tool

The MFJ-7602 is a tool for crimping Anderson Powerpole[®] connectors



DXE-900031 - Automatic Wire Stripper/Crimper/Cutter, 24-10 Ga.

Our DX Engineering wire stripper uses a spring-loaded design to make quick work of wires ranging from 24 to 10 gauge. Just insert the wire, squeeze the handle, and listen for the click. That's the sound of another perfect wire stripping job performed in about 2 seconds- a fraction of the time it takes your pocket knife to do the same job. An adjustable wire length guide helps you make uniform strips, and a built-in wire cutter and crimper helps you complete your wiring job.

- Spring-loaded design
- Strips wires ranging from 24 to 10 gauge
- Built-in wire cutter and crimper



DXE-890093 - Crimp on Terminal Kit, Assorted 180-Piece, High Quality - Nylon Insulated, w/Box

Everything you need for secure electrical connections. Don't risk the integrity of your electrical system by using cheap electrical connectors. Our DX Engineering nylon terminals are tougher than typical vinyl connectors, keeping your electrical connections secure, better insulated, and corrosion free. They come with connectors from 22-18 gauge to 12-10 gauge--everything you need for your current (and future) wiring job.

Kit includes

- Connectors from 22-18 gauge to 12-10 gauge
- Assorted 180-Piece
- High Quality
- Nylon Insulated
- with Case



© DX Engineering 2011
P.O. Box 1491 · Akron, OH 44309-1491 USA
Phone: (800) 777-0703 · Tech Support and International: (330) 572-3200
Fax: (330) 572-3279 · E-mail: DXEngineering@DXEngineering.com